

Environmental product declaration

in accordance with ISO 14025 and EN 15804+A2

Glove meeting chair



Owner of the declaration:

Horreds Möbel AB

Product:

Glove meeting chair

Declared unit:

1 pcs

This declaration is based on Product Category Rules:

CEN Standard EN 15804:2012+A2:2019 serves as core PCR
NPCR 026:2022 Part B for Furniture

Program operator:

EPD-Global

Declaration number:

NEPD-14673-15307

Issue date:

19.01.2026

Valid to:

19.01.2031

EPD software:

LCAno EPD generator ID: 1262964

General information

Product

Glove meeting chair

Program operator:

EPD-Global
Post Box 5250 Majorstuen, 0303 Oslo, Norway
Phone: +47 977 22 020
web: www.epd-global.com

Declaration number:

NEPD-14673-15307

This declaration is based on Product Category Rules:

CEN Standard EN 15804:2012+A2:2019 serves as core PCR
NPCR 026:2022 Part B for Furniture

Statement of liability:

The owner of the declaration shall be liable for the underlying information and evidence. EPD-Global shall not be liable with respect to manufacturer information, life cycle assessment data and evidences.

Declared unit:

1 pcs Glove meeting chair

Declared unit (cradle to gate) with option:

A1-A3, A4, A5, C1, C2, C3, C4, D

Functional unit:

One unit of furniture in its packaging produced and ready to leave the factory gate. The weight of the packaging is included in the declared unit, which has been set in accordance the PCR Part B.

General information on verification of EPD from EPD tools:

Independent verification of data, other environmental information and the declaration according to ISO 14025:2010, § 8.1.3 and § 8.1.4. Verification of each EPD is made according to EPD-Global's guidelines for verification and approval requiring that tools are i) integrated into the company's environmental management system, ii) the procedures for use of the EPD tool are approved by EPD-Global, and iii) the process is reviewed annually by an independent third party verifier. See Appendix G of EPD-Global's General Programme Instructions for further information on EPD tools

Verification of EPD tool:

Independent third party verification of the EPD tool, background data and test-EPD in accordance with EPD-Global's procedures and guidelines for verification and approval of EPD tools.

Third party verifier:

Elisabet Amat, GREENIZE projects

(no signature required)

Owner of the declaration:

Horreds Möbel AB
Contact person: Per-Ola Johansson
Phone: +4632018400
e-mail: per-ola@horreds.se

Manufacturer:

Horreds Möbel AB

Place of production:

Horreds Möbel AB
Varbergsvägen 448
SE-519 30 Horred, Sweden

Management system:

ISO 9001:2015

Organisation no:

SE-556365-1974

Issue date:

19.01.2026

Valid to:

19.01.2031

Year of study:

2024

Comparability:

EPD of construction products may not be comparable if they not comply with EN 15804 and seen in a building context.

Development and verification of EPD:

The declaration is created using EPD tool lca.tools ver EPD2022.03, developed by LCA.no. The EPD tool is integrated in the company's management system, and has been approved by EPD-Global.

Developer of EPD: Kristian Jelse

Reviewer of company-specific input data and EPD: Per-Ola Johansson

Approved:



Håkon Hauan, CEO EPD-Global

Product

Product description:

Glove meeting chair, designed by Fredrik Mattson, is the result of careful development and fine-tuning to create a chair that fits like a glove for everyone. With its enveloping yet relaxed form, Glove combines comfort and aesthetics, adding a soft, designed image to the office. It is as comfortable as an armchair but in a more streamlined chair format, making it ideal for both meeting rooms and conference environments.

Read more: <https://www.horreds.se/en/shop/glove/>

Product specification

Seat inside made out of molded cold foam (HR) with a metal base. 4-star aluminum base with castors, swivel and tilt, rotatable, fixed height.

Materials	Value	Unit
Aluminium	2,43	kg
Packaging, cardboard and paper	1,89	kg
Plastics and polymers	2,06	kg
Steel	6,06	kg
Textile	0,53	kg
Other	0,02	kg
TOTAL, INCLUDING PACKAGING	13	kg

Technical data:

Certifications: Swedish Möbelfakta. Registration number 0120170817.

Height: 83 cm

Sitting height: 46 cm

Width: 62 cm

Depth: 60 cm

Market:

Norway is the geographical market assumed for the assumptions and data for the downstream scenario.

The product is also sold in other markets, where this the downstream scenario used in this EPD may be more or less relevant.

Reference service life, product

RSL is not applicable for a cradle-to-gate with options EPD. The estimated service life of the product category is 15 years based on the PCR Part B, Table 1.

Reference service life, building

Not applicable.

LCA: Calculation rules

Declared unit:

1 pcs Glove meeting chair

Cut-off criteria:

All major raw materials and all the essential energy is included. The production processes for raw materials and energy flows with very small amounts (less than 1%) are not included. These cut-off criteria do not apply for hazardous materials and substances.

All inputs and outputs, for which data are available, shall be included in the calculation. In case of data gaps, the cut-off criteria is 1% (energy and mass input) for each unit process, and a maximum of 5% for each module.

In practice, omissions in this EPD are based on the limitations of the EPD generator, which is common for Horreds and all other furniture companies using the same tool. The following main limitations were identified for using the EPD generator to model module A3 in a complete way:

- It is not possible to include environmental impacts from capital goods, such as buildings or machinery.
- It is not possible to include environmental impacts from auxiliary materials, such as chemicals.
- It is not possible to include environmental impacts from all types of packaging.
- It is not possible to include direct emissions or resource use, nor inputs of secondary material and similar.
- It is not possible to add all relevant types of waste treatment, such as waste water or different types of hazardous waste.

Due to the limitations of the EPD generator, the effect of these emissions on the results could not be assessed by the LCA practitioner.

Allocation:

The allocation is made in accordance with the provisions of EN 15804. Incoming energy and water and waste production in-house is allocated equally among all products through mass allocation. Effects of primary production of recycled materials is allocated to the main product in which the material was used. The recycling process and transportation of the material is allocated to this analysis. The use of materials/components is allocated to each produced unit of product based on its bill of materials, and an estimated upscaling factor to account for losses during manufacturing. When no component-specific data on losses was available, a default rate of 0-10% was assumed depending on the type of component. Waste amounts were attributed to each product on the same basis, as well as non-product related waste which was allocated on a mass basis.

Electricity, heating and water use were allocated to each product based on the mass of the product and the total mass of all delivered products during 2024.

The allocation procedure used for secondary data in the EPD generator was not available to be checked or edited by the LCA practitioner, but is likely based on economic allocation when the Ecoinvent database is used.

Data quality:

Specific data for the product composition are provided by the manufacturer. They represent the production of the declared product and were collected for EPD development in the year of study. Background data is based on registered EPDs according to EN 15804, Ostfold Research databases, ecoinvent and other LCA databases. The data quality of the raw materials in A1 is presented in the table below.

Data for manufacturing processes refer to the production site in Horred, Sweden for the year 2024.

Secondary data have been used for other parts of the life cycle, from data sets incorporated into the EPD generator. Their data quality should have been assessed as part of the EPD tool verification. Besides the names of data sets, the LCA practitioner has not had access to the underlying documentation to check the representativeness of the data for the actual situation of Horreds and their upstream suppliers.

Materials	Source	Data quality	Year
Glue for wood	ecoinvent 3.6	Database	2019
Metal - Aluminium	ecoinvent 3.6	Database	2019
Metal - Steel	ecoinvent 3.6	Database	2019
Packaging - Cardboard	ecoinvent 3.6	Database	2019
Plastic - Nylon (PA)	ecoinvent 3.6	Database	2019
Plastic - Polyethylene (HDPE)	ecoinvent 3.6	Database	2019
Plastic - Polyurethane (PUR)	ecoinvent 3.6	Database	2019
Textile - Wool	MD-23110-EN_rev2	EPD	2021

System boundaries (X=included, MND=module not declared, MNR=module not relevant)

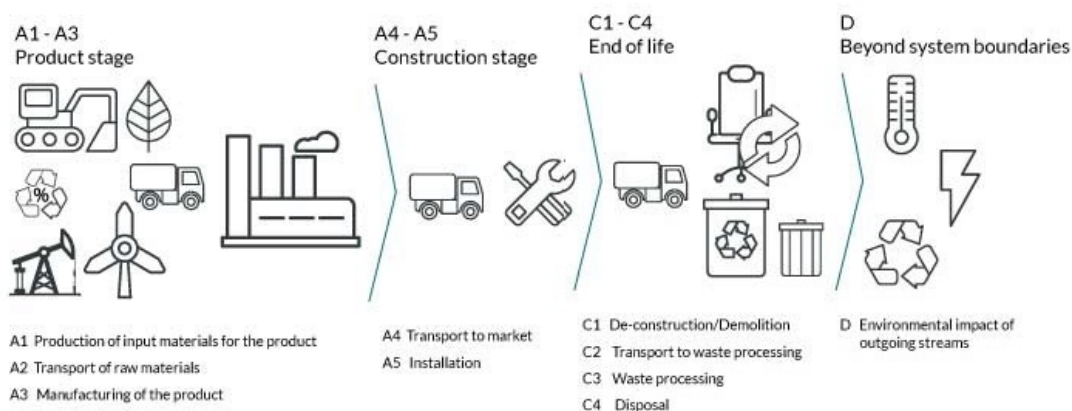
Product stage			Construction installation stage		Use stage							End of life stage				Beyond the system boundaries
Raw materials	Transport	Manufacturing	Transport	Assembly	Use	Maintenance	Repair	Replacement	Refurbishment	Operational energy use	Operational water use	De-construction demolition	Transport	Waste processing	Disposal	Reuse-Recovery-Recycling-potential
A1	A2	A3	A4	A5	B1	B2	B3	B4	B5	B6	B7	C1	C2	C3	C4	D
X	X	X	X	X	MND	MND	MND	MND	MND	MND	MND	X	X	X	X	X

System boundary:

The system boundary of the EPD is cradle-to-gate with options as defined by the PCR Part A. The system boundary includes the modules A1-A3, A4, A5, C1-C4 and D. The flow chart below illustrates the system boundary.

The manufacturing in module A3 consists of assembly of the furniture in Horred, Sweden. Processing of wooden boards occur on-site, while other components of textile, metal, plastic, etc., are purchased as pre-manufactured components from different suppliers.

The system boundary to nature and to other product systems are to be set in accordance with the PCR Part A and should have been assessed as part of the EPD tool verification. The LCA practitioner had no possibility of checking that this was the case, including checking or editing the default end-of-waste criteria used by the EPD generator.



Additional technical information:

-

LCA: Scenarios and additional technical information

The following information describe the scenarios in the different modules of the EPD.

The scenarios used in the EPD are based on the limited set of possibilities offered by the EPD generator. The LCA practitioner did not have access to the underlying assumptions to confirm the relevance of the pre-set scenarios in the EPD generator.

In addition, the following scenarios were used:

- Module A4: Distribution was assumed to be carried out via lorry from Horred, Sweden to Oslo, Norway as the assumed location of usage (350 km).
- Module A5: In accordance with the PCR Part B, only manual labour was assumed to be needed to assemble/install the furniture with no associated environmental impacts nor losses. The module thus only includes the waste handling of packaging, which was added automatically by the EPD generator with no possibilities for the LCA practitioner to modify or check the relevance of the scenarios.
- Module C1: It was assumed that demolition of the furniture was done through manual labour with no associated environmental impacts.
- Module C2: It was assumed that waste was transported for 85 km using a lorry as the recommended default scenario for Norway by the EPD generator documentation.
- Modules C3, C4, and D: The EPD generator applied a default scenario, which was unavailable for the LCA practitioner to check or edit. It is believed that this scenario is supposed to represent the average situation in Norway for different materials, including substitution of electricity and district heating in module D.

Transport from production place to user (A4)	Capacity utilisation (incl. return) %	Distance (km)	Fuel/Energy Consumption	Unit	Value (Liter/tonne)
Truck, 16-32 tonnes, EURO 6 (km)	36.7 %	350.00	0.043	l/tkm	15.05
Assembly (A5)		Unit	Value		
Waste, packaging, corrugated board box, to average treatment (kg)		kg	1.89		
Transport to waste processing (C2)	Capacity utilisation (incl. return) %	Distance (km)	Fuel/Energy Consumption	Unit	Value (Liter/tonne)
Truck, 16-32 tonnes, EURO 6 (km)	36.7 %	85.00	0.043	l/tkm	3.66
Waste processing (C3)		Unit	Value		
Waste treatment per kg Textile, incineration with fly ash extraction (kg)		kg	0.5334		
Waste treatment per kg Plastics, Mixture, municipal incineration with fly ash extraction (kg)		kg	0.128		
Waste treatment per kg Polyurethane (PU), incineration (kg)		kg	1.84		
Waste treatment per kg Polyethylene, PE, incineration with fly ash extraction - C3 (kg)		kg	0.08334		
Waste treatment per kg Scrap aluminium, incineration with fly ash extraction (kg)		kg	2.44		
Waste, materials to recycling (kg)		kg	2.31		
Waste treatment per kg Scrap steel, incineration with fly ash extraction (kg)		kg	6.06		
Waste treatment per kg Hazardous waste, incineration (kg)		kg	0.02		
Disposal (C4)		Unit	Value		
Landfilling of ashes from incineration of Textile, soiled, process per kg ashes and residues (kg)		kg	0.02679		
Landfilling of ashes from incineration of Plastics, Mixture, municipal incineration with fly ash extraction, process per kg ashes and residues - C4 (kg)		kg	0.004476		
Landfilling of ashes from incineration of Polyurethane (PU), process per kg ashes and residues - C4 (kg)		kg	0.0699		
Landfilling of ashes from incineration of Polyethylene, PE, process per kg ashes and residues - C4 (kg)		kg	0.002937		
Landfilling of ashes and residues from incineration of Scrap aluminium (kg)		kg	2.18		
Landfilling of ashes and residues from incineration of Scrap steel (kg)		kg	4.00		
Landfilling of ashes from incineration of Hazardous waste, from incineration (kg)		kg	0.00378		
Benefits and loads beyond the system boundaries (D)		Unit	Value		
Substitution of primary steel with net scrap (kg)		kg	2.06		
Substitution of primary aluminium with net scrap (kg)		kg	0.007577		
Substitution of electricity (MJ)		MJ	3.43		
Substitution of thermal energy, district heating (MJ)		MJ	51.95		

LCA: Results

The LCA results are presented below for the declared unit defined on page 2 of the EPD document.

Environmental impact										
Indicator	Unit	A1-A3	A4	A5	C1	C2	C3	C4	D	
GWP-total	kg CO ₂ -eq	5.81E+01	7.44E-01	3.24E+00	0	1.81E-01	1.44E+01	7.42E-02	-2.65E+00	
GWP-fossil	kg CO ₂ -eq	5.71E+01	7.43E-01	3.06E-02	0	1.80E-01	5.61E+00	7.41E-02	-2.63E+00	
GWP-biogenic	kg CO ₂ -eq	8.75E-01	3.08E-04	3.21E+00	0	7.47E-05	8.84E+00	5.75E-05	-2.18E-03	
GWP-luluc	kg CO ₂ -eq	1.15E-01	2.65E-04	1.01E-05	0	6.42E-05	5.27E-05	2.15E-05	-1.27E-02	
ODP	kg CFC11 -eq	4.95E-06	1.68E-07	6.45E-09	0	4.09E-08	3.50E-08	2.18E-08	-2.19E-02	
AP	mol H+ -eq	4.00E-01	2.14E-03	1.45E-04	0	5.19E-04	4.95E-03	5.03E-04	-1.42E-02	
EP-FreshWater	kg P -eq	3.84E-03	5.94E-06	2.51E-07	0	1.44E-06	3.91E-06	7.51E-07	-1.69E-04	
EP-Marine	kg N -eq	6.81E-02	4.23E-04	4.79E-05	0	1.03E-04	2.68E-03	1.79E-04	-3.20E-03	
EP-Terrestrial	mol N -eq	7.80E-01	4.73E-03	5.18E-04	0	1.15E-03	2.59E-02	1.98E-03	-3.32E-02	
POCP	kg NMVOC -eq	2.34E-01	1.81E-03	1.49E-04	0	4.40E-04	6.23E-03	5.69E-04	-1.40E-02	
ADP-minerals&metals ¹	kg Sb-eq	1.10E-02	2.05E-05	7.44E-07	0	4.99E-06	1.36E-06	1.21E-06	-4.19E-05	
ADP-fossil ¹	MJ	8.36E+02	1.12E+01	4.28E-01	0	2.73E+00	2.72E+00	1.62E+00	-2.42E+01	
WDP ¹	m ³	1.10E+04	1.09E+01	5.42E-01	0	2.64E+00	8.40E+00	3.64E+00	2.51E+01	







GWP-total = Global Warming Potential total; GWP-fossil = Global Warming Potential fossil fuels; GWP-biogenic = Global Warming Potential biogenic; GWP-luluc = Global Warming Potential land use and land use change; ODP = Depletion potential of the stratospheric ozone layer; AP = Acidification potential, Accumulated Exceedance; EP-freshwater = Eutrophication potential, fraction of nutrients reaching freshwater end compartment; EP-marine = Eutrophication potential, fraction of nutrients reaching marine end compartment; EP-terrestrial = Eutrophication potential, Accumulated Exceedance; POCP = Formation potential of tropospheric ozone; ADP-minerals&metals = Abiotic depletion potential for non-fossil resources; ADP-fossil = Abiotic depletion for fossil resources potential; WDP = Water (user) deprivation potential, deprivation-weighted water consumption

"Reading example: 9.0 E-03 = 9.0*10⁻³ = 0.009"

1. The results of this environmental impact indicator shall be used with care as the uncertainties on these results are high or as there is limited experienced with the indicator

Remarks to environmental impacts

—

Additional environmental impact indicators										
Indicator	Unit	A1-A3	A4	A5	C1	C2	C3	C4	D	
 PM	Disease incidence	4.22E-06	4.55E-08	2.14E-09	0	1.11E-08	2.97E-08	9.10E-09	-3.43E-07	
 IRP ²	kgBq U235 -eq	5.27E+00	4.91E-02	1.83E-03	0	1.19E-02	5.20E-03	6.52E-03	-2.31E-02	
 ETP-fw ¹	CTUe	3.73E+03	8.33E+00	5.70E-01	0	2.02E+00	2.89E+01	1.01E+00	-1.51E+02	
 HTP-c ¹	CTUh	2.96E-07	0.00E+00	1.70E-11	0	0.00E+00	7.21E-10	3.80E-11	-1.15E-08	
 HTP-nc ¹	CTUh	2.91E-06	9.10E-09	7.16E-10	0	2.21E-09	1.79E-08	1.04E-09	2.12E-07	
 SQP ¹	dimensionless	1.30E+03	7.86E+00	2.87E-01	0	1.91E+00	4.02E-01	3.54E+00	-3.02E+01	

PM = Particulate Matter emissions; IRP = Ionizing radiation – human health; ETP-fw = Eco toxicity – freshwater; HTP-c = Human toxicity – cancer effects; HTP-nc = Human toxicity – non cancer effects; SQP = Soil Quality (dimensionless)

"Reading example: 9.0 E-03 = 9.0*10⁻³ = 0.009"

1. The results of this environmental impact indicator shall be used with care as the uncertainties on these results are high or as there is limited experienced with the indicator
2. This impact category deals mainly with the eventual impact of low dose ionizing radiation on human health of the nuclear fuel cycle. It does not consider effects due to possible nuclear accidents, occupational exposure nor due to radioactive waste disposal in underground facilities. Potential ionizing radiation from the soil, from radon and from some construction materials is also not measured by this indicator.

Resource use										
Indicator	Unit	A1-A3	A4	A5	C1	C2	C3	C4	D	
PERE	MJ	2.66E+02	1.61E-01	7.04E-03	0	3.91E-02	1.11E-01	3.21E-02	-2.85E+01	
PERM	MJ	1.92E+01	0.00E+00	-1.55E+01	0	0.00E+00	-3.74E+00	0.00E+00	0.00E+00	
PERT	MJ	2.85E+02	1.61E-01	-1.55E+01	0	3.91E-02	-3.63E+00	3.21E-02	-2.85E+01	
PENRE	MJ	7.71E+02	1.12E+01	4.28E-01	0	2.73E+00	2.73E+00	1.62E+00	-2.42E+01	
PENRM	MJ	6.62E+01	0.00E+00	0.00E+00	0	0.00E+00	-6.62E+01	0.00E+00	0.00E+00	
PENRT	MJ	8.37E+02	1.12E+01	4.28E-01	0	2.73E+00	-6.35E+01	1.62E+00	-2.42E+01	
SM	kg	3.04E+00	0.00E+00	0.00E+00	0	0.00E+00	0.00E+00	0.00E+00	0.00E+00	
RSF	MJ	4.63E-01	5.76E-03	2.34E-04	0	1.40E-03	2.51E-03	8.40E-04	7.69E-02	
NRSF	MJ	2.24E+00	2.06E-02	9.63E-04	0	5.00E-03	0.00E+00	4.00E-02	8.02E-01	
FW	m ³	9.70E-01	1.20E-03	2.02E-04	0	2.92E-04	8.43E-03	1.47E-03	-3.85E-02	

PERE = Use of renewable primary energy excluding renewable primary energy resources used as raw materials; PERM = Use of renewable primary energy resources used as raw materials; PERT = Total use of renewable primary energy resources; PENRE = Use of non renewable primary energy excluding non-renewable primary energy resources used as raw materials; PENRM = Use of non renewable primary energy resources used as raw materials; PENRT = Total use of non renewable primary energy resources; SM = Use of secondary materials; RSF = Use of renewable secondary fuels; NRSF = Use of non-renewable secondary fuels; FW = Net use of fresh water

"Reading example: 9.0 E-03 = 9.0*10⁻³ = 0.009"

End of life - Waste										
Indicator	Unit	A1-A3	A4	A5	C1	C2	C3	C4	D	
HWD	kg	4.89E-01	5.80E-04	0.00E+00	0	1.41E-04	0.00E+00	6.22E+00	-1.17E-02	
NHWD	kg	1.25E+01	5.47E-01	1.89E+00	0	1.33E-01	2.00E-02	9.35E-02	-1.05E+00	
RWD	kg	5.53E-03	7.65E-05	0.00E+00	0	1.86E-05	0.00E+00	9.90E-06	-1.98E-05	

HWD = Hazardous waste disposed; NHWD = Non-hazardous waste disposed; RWD = Radioactive waste disposed

"Reading example: 9.0 E-03 = 9.0*10⁻³ = 0.009"

End of life - Output flow										
Indicator	Unit	A1-A3	A4	A5	C1	C2	C3	C4	D	
CRU	kg	0.00E+00	0.00E+00	0.00E+00	0	0.00E+00	0.00E+00	0.00E+00	0.00E+00	
MFR	kg	2.37E-01	0.00E+00	1.76E+00	0	0.00E+00	2.31E+00	0.00E+00	0.00E+00	
MER	kg	1.64E-02	0.00E+00	1.32E-01	0	0.00E+00	1.11E+01	0.00E+00	0.00E+00	
EEE	MJ	1.08E-02	0.00E+00	1.08E-01	0	0.00E+00	3.57E+00	0.00E+00	0.00E+00	
EET	MJ	1.63E-01	0.00E+00	1.64E+00	0	0.00E+00	5.40E+01	0.00E+00	0.00E+00	

CRU = Components for re-use; MFR = Materials for recycling; MER = Materials for energy recovery; EEE = Exported energy electrical; EET = Exported energy thermal

"Reading example: 9.0 E-03 = 9.0*10⁻³ = 0.009"

Biogenic Carbon Content		
Indicator	Unit	At the factory gate
Biogenic carbon content in product	kg C	2.67E-01
Biogenic carbon content in accompanying packaging	kg C	8.75E-01

Note: 1 kg biogenic carbon is equivalent to 44/12 kg CO₂

Additional requirements

Greenhouse gas emissions from the use of electricity in the manufacturing phase

National production mix from import, low voltage (production of transmission lines, in addition to direct emissions and losses in grid) of applied electricity for the manufacturing process (A3).

Electricity mix	Source	Amount	Unit
Electricity, Sweden (kWh)	ecoinvent 3.6	54.94	g CO ₂ -eq/kWh

Dangerous substances

The product contains substances given by the REACH Candidate list that are less than 0,1 % by weight.

Indoor environment

The product is assessed under Möbelfakta criteria for indoor-air emissions and documented as meeting Möbelfakta's emission requirements

Additional Environmental Information

Key Environmental Indicators

Key environmental performance indicators	Unit	Product stage	Construction stage		End-of-life				Net benefits and loads from reuse, recovery, and/or recycling
		A1-A3	A4	A5	C1	C2	C3	C4	D
GWPtotal	kg CO ₂ -eq	58.09	0.74	3.24	0.00	0.18	14.45	0.07	-2.65
Total energy consumption	MJ	1038.98	11.43	0.44	0.00	2.77	2.84	1.69	-51.77
Share of recycled materials	%	14.19							

Additional environmental impact indicators required in NPCR Part A for construction products

Indicator	Unit	A1-A3	A4	A5	C1	C2	C3	C4	D
GWPIOBC	kg CO ₂ -eq	6.10E+01	7.44E-01	3.06E-02	0	1.81E-01	6.48E+00	7.61E-02	-2.64E+00

GWP-IOBC: Global warming potential calculated according to the principle of instantaneous oxidation. In order to increase the transparency of biogenic carbon contribution to climate impact, the indicator GWP-IOBC is required as it declares climate impacts calculated according to the principle of instantaneous oxidation. GWP-IOBC is also referred to as GWP-GHG in context to Swedish public procurement legislation.

Bibliography

ISO 14025:2010 Environmental labels and declarations - Type III environmental declarations - Principles and procedures.

ISO 14044:2006 Environmental management - Life cycle assessment - Requirements and guidelines.

EN 15804:2012+A2:2019 Environmental product declaration - Core rules for the product category of construction products.

ISO 21930:2017 Sustainability in buildings and civil engineering works - Core rules for environmental product declarations of construction products.






ecoinvent v3, Allocation, cut-off by classification, Swiss Centre of Life Cycle Inventories.

Iversen et al., (2021) eEPD v2021.09 Background information for EPD generator tool system verification, LCA.no Report number: 07.21

Ruud et al., (2023) EPD generator for NPCR026 Part B for Furniture - Background information for EPD generator application and LCA data, LCA.no report number 01.23

NPCR Part A: Construction products and services. Ver. 2.0. March 2021, EPD-Norge.

NPCR 026 Part B for Furniture. Ver. 2.0 March 2022, EPD-Norge.

 Powered by EPD-Norway	Program operator and publisher EPD-Global Postboks 5250 Majorstuen, 0303 Oslo, Norway	Phone: +47 977 22 020 e-mail: post@epd-norge.no web: www.epd-global.com
	Owner of the declaration: Horreds Möbel AB Varbergsvägen 448, SE-519 30 Horred, Sweden	Phone: +4632018400 e-mail: per-ola@horreds.se web: www.horreds.se
	Author of the Life Cycle Assessment LCA.no AS Dokka 6A, 1671 Kråkerøy, Norway	Phone: +47 916 50 916 e-mail: post@lca.no web: www.lca.no
	Developer of EPD generator LCA.no AS Dokka 6A, 1671 Kråkerøy, Norway	Phone: +47 916 50 916 e-mail: post@lca.no web: www.lca.no
	ECO Platform ECO Portal	web: www.eco-platform.org web: ECO Portal